

## LED Panel Downlight – 12W


Model: ELG-1290-CSD-WHT-R

### 3 COLOUR SWITCHABLE

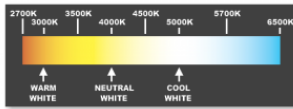
Colour switch LED down lights are a direct replacement for halogen down lights. Easy to install and will work with most trailing edge or universal dimmers. Our down light is designed so there is no requirement for down light canisters to be used with this product. Set and forget switch to choose colour temperature at installation.

#### Product Features

- 3000k/4000k/5000k switchable colours
- Dimmable with trailing/universal Dimmers
- Long operating life and performance
- 100° Beam Angle
- 88mm Cutout
- No down light canister required

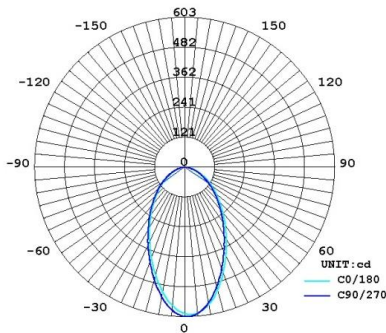


Dimmable



#### SPECIFICATION

Model	ELG-1290-CSD-WHT-R		
Colour	3000k	4000k	5000k
Lumen (lm)	950	1000	1050
Efficiency (Lm/w)	>79-87Lm/w		
Light Source	SMD LED		
Beam Angle	100°		
Power Requirement	AC 100~240V		
Power Consumption	12W		
Dimmable	Yes		
Housing	Diecast aluminium		
Lifespan	> 50,000 hours		
Operation Temperature	-25°C~+60°C		
Dimension (mm)	108 ( D ) × 42 ( H )		
Protection Rating	IP44		
Warranty	5 Years		



#### Housing Colours

White    Brushed Chrome

