



ELEVAGE
LIGHTING GROUP

Consult. Supply. *Illuminate.*

**Emergency
Lighting**

elevagegroup.com.au

EXIT SIGNS

Electrical Parameters – Recessed

Input Voltage: 220-240V 50/60Hz

Wattage: 3W

Product Weight: 1.23kg

Inner Box: 490*205*120mm

Suits 24m viewing distances

Certificates: CE, ROHS,SAA,IEC,TUV,SS563,SS508



Electrical Parameters – Surface Mount

Power: 3W

Input Voltage: 220-240V 50/60Hz

Standby Time: >3 hours

Charging Time: <16 hours

Battery Type: Lithium

Battery Capacity: 3.7V/2200Mah

Safety Features: Low volt cut-off preventing, battery over discharge preventing

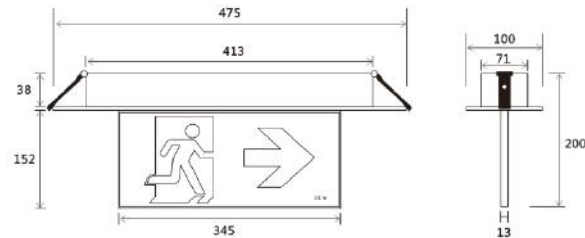
Mounting: Wall or Ceiling surface

Cable Entry: Φ 21mm hole

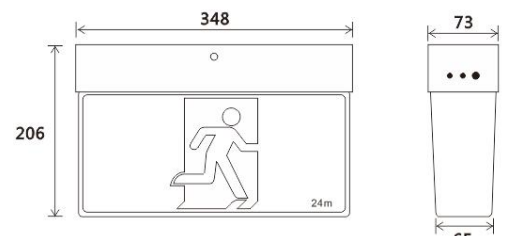
Product Weight: 1.15kg

Suits 24m viewing distances

Certificates: CE,ROHS,SAA,IEC,TUV,SS563,SS508



All dimensions are in mm



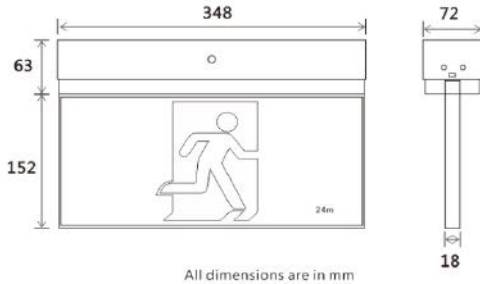
All dimensions are in mm

EXIT SIGNS

General Information


Body Material: Flame Retardant PC

Product Colour: Green/White



Optional panel – All inclusive

- Left/Right
- Up V1/Down V1
- Up V2/Down V2
- EXIT



SPITFIRE

Electrical Parameters (Surface Mount)

Emergency Light (LED): 1*3W

Input Voltage: 220-240V 50/60Hz

Large 16mm terminal block for easy installation

Premium lithium batteries (lifeP04) and smart charger fast emergency switch-over(<0.5s) for high task areas

Battery Type: Ni MH , **Battery Voltage:** 4.8V

Operating Time: 3hrs , **Charging Time:** 24hrs

Emergency Power: 2W/4W

Input Voltage: 220-240V 50/60Hz

Battery Discharge Current: Max.1A

Output Voltage: 3.0-3.3VDC

Charge Time: 24h

Output Constant Current: Max.800Ma

**Measured at 3.2V input from batteries*

Ambient Temperature Ta: 0 °C-55 °C

Max.Casing Temperature Tc: 60 °C

Certificates: CE, ROHS,SAA

Standards: EN 55015:2006+A1:2007+A2:2009/
EN 61000-3-2:2006+A1:2009+A2:2009/

EN 61000-3-3:2008/EN 61547:2009(AS2293.3 +
AS60598.22

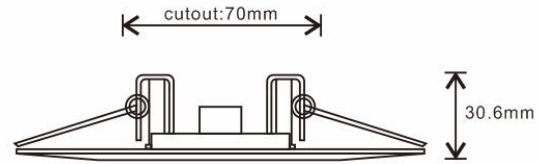
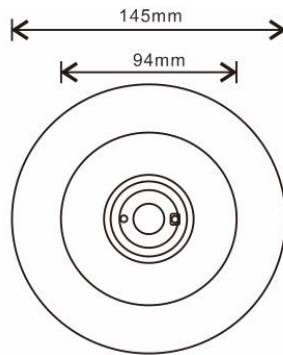


SPITFIRE

General Information

Body Material: Die-cast Aluminium

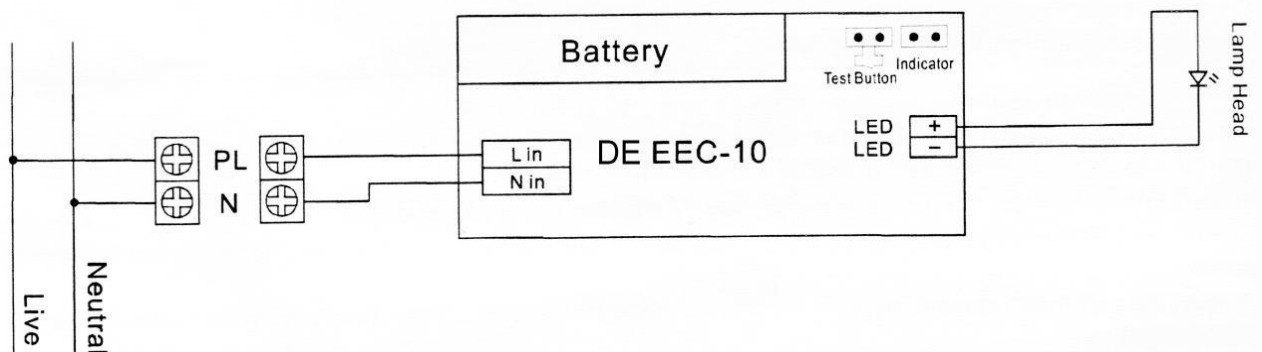
Product Colour: White Trim (Standard) Other body colour options on request.



Classification

Emergency Classification					
Hours	1Hr	2Hr	3Hr	4Hr	8Hr
Std.	D40	D40	D20	D16	D/A
Pro.	D63	D63	D40	D32	D20
Ult.	D80	D80	D50	D40	D20

Wiring Diagram



Consult. Supply. *Illuminate.*

Elevage Lighting Group
6/8 Murphy St, O'Connor
Perth WA, 6163

sales@elevagegroup.com.au