



**ELEVAGE**  
LIGHTING GROUP

Consult. Supply. *Illuminate.*

**Highbays**

[elevagegroup.com.au](http://elevagegroup.com.au)

## TRIC UFO HIGHBAY SERIES


### Product Features

Die cast aluminium - Black  
1-10v dimming  
Motion Sensor Range 12-15  
Metres



### Electrical Parameters

Tempered glass and uniform  
light distribution  
Luminaire output efficacy 130LM  
Per watt  
Standard CRI 80, Customisable to  
CRI 90  
CCT 3,000k, 4,000k, 5,000k,  
6,000k, with 6,500k available on  
specification  
Beam Angles available 35, 60, 90, 120 °  
50,000 hours lamp life  
Input voltage AC90-277V  
PF>0.95 at full load, THD<15% at full load  
Samsung 2835SMD  
Ambient operating temperature -30~50°C



## TRIC UFO HIGHBAY SERIES

### Certificates

IP65

IK10

CE – EMC

CE-LVD


SAA

ETL DLC

RoHS

TUV

RCM






## TRIC LINEAR HIGHBAY SERIES

### Product Features

- Die cast aluminium - Black*
- 0-10v & 1-10v dimming*
- DALI Available*
- Integrated daylight sensing and motion detecting functionality*
- Replaceable driver unit and control gear*
- Suspended or Surface Mount*




### Electrical Parameters

- Input voltage AC100-277V*
- PF>0.92 at full load, THD<10% at full load*
- Luxeon LED Chip*
- Ambient operating temperature -30 to 50°C*

### Light Performance

- Tempered glass and uniform light distribution*
- Luminaire output efficacy 130LM per watt*
- Standard CRI 70*
- CCT 3,000k, 4,000k, 5,000k, 6,000k*
- Beam Angles available 90, 30\*100, 65\*100, 70\*140 °*
- 60,000 hours lamp life*



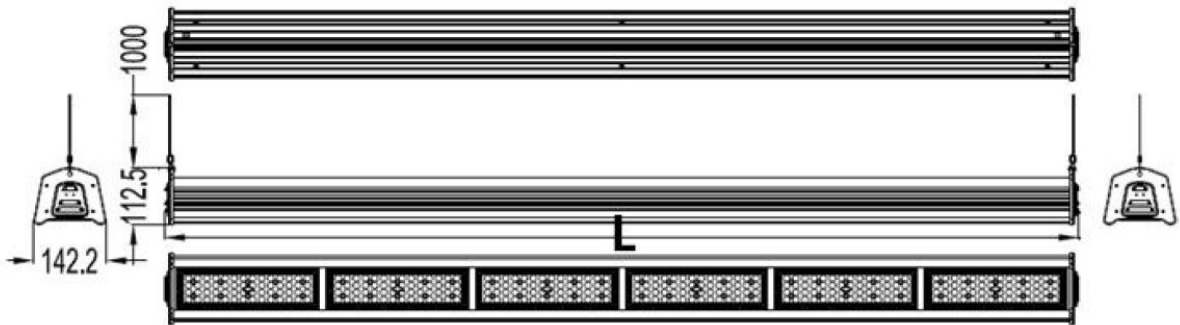
## TRIC LINEAR HIGHBAY SERIES

### Certificates

- IP66
- IK08
- CE – EMC
- CE-LVD
- SAA
- ETL DLC
- DLC4.1 Listed
- RoHS
- TUV
- RCM

Unit: mm

Watts	L
58	329
96	624
146	919
195	1214
235	1509
300	1804



## TRIC HB SERIES

### Product Features

- Black Frame*
- Complete Prismatic Diffuser*
- CRI>80*
- Die Cast Aluminium*
- Meanwell Driver*
- Dimming Available*

### Electrical Parameters

- IP54 Rated*
- Voltage Range AC85-265V*
- Beam angles 45°, 60°, 120°*
- >50,000 hrs lamp life*
- Power factor >0.97*
- Phillips 3030SMD*

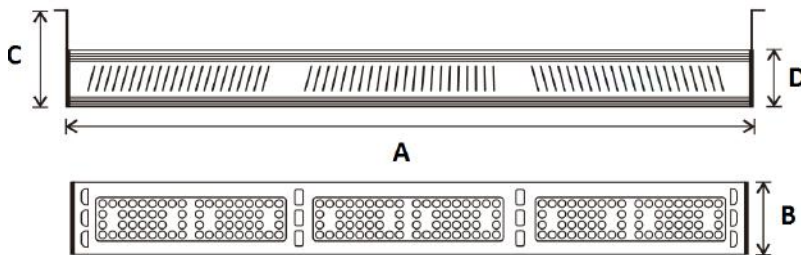




## LED LINEAR HIGH BAY

### Product Features

- Aluminium housing
- Polycarbonate lens
- High Power Lumileds LED's
- IP65 Weatherproof Protection
- Optional dimming: 1-10v or Dali



SPECIFICATION	HBL-50W-V-120	HBL-100W-V-120	HBL-150W-V-120	HBL-200W-V-120
Power Consumption	50W	100W	150W	200W
Lumen (lm)	6,510 Lm	13,465 Lm	19,953 Lm	26,325 Lm
Light Source	Lumileds 3030 LED's			
LED Efficiency (Lm/w)	>130 Lm/w			
Colour	5000K (Optional 3000k or 4000k)			
Beam Angle	120°x60° / 60°x90° / 65°x145° / 30°x70°			
CRI (%)	>80 Ra			
Power Requirement	AC 100~240V			
Power Factor	PF 0.95 - Flicker Free Driver			
Housing	Aluminium and Polycarbonate Lens			
Lifespan	> 50,000 hours (L70)			
Operation Temperature	-40°C ~ +55°C			
Dimension (mm) AxBxC	353 x 115 x 144	620 x 115 x 144	887 x 115 x 144	1154 x 115 x 144
Weight	2.25kg	3.45kg	4.28kg	5.2kg
Protection Rating	IP65			
Warranty	5 years			



Consult. Supply. *Illuminate.*

Elevage Lighting Group  
6/8 Murphy St, O'Connor  
Perth WA, 6163

[sales@elevagegroup.com.au](mailto:sales@elevagegroup.com.au)